

**ORA****ORA4****YU****YU4****YU6****REN****TUK**






























































Tweeter	▶ 3/4" Silk Dome Tweeter	3/4" Silk Dome Tweeter	3/4" Silk Dome Tweeter	1" Silk Dome	1" Silk Dome	1" Silk Dome	1" Silk Dome	28 mm x 35 mm Air Motion Transformer (AMT)
Woofer	▶ 3" Composite	3" Paper Cone (Magnetically Shielded)	4" Aluminum Concave Cone (Magnetically Shielded)	4" Kevlar®	4" Kevlar®	5.25" Kevlar®	5.25" Aluminum Concave Cone	5.25" Aluminum Concave Cone
Amplifier Type	▶ Class D	Class D Bi-Amplified	Class D Bi-Amplified	Class D	Class D	Class D	Class D	Class D
Power Output	▶ 100 W Peak (50 W RMS)	100 W Peak (50 W RMS) 9 W RMS per Tweeter 16 W RMS per Woofer	140 W Peak (70 W RMS) 12 W RMS per Tweeter 23 W RMS per Woofer	140 W Peak (70 W RMS)	140 W Peak (70 W RMS)	200 W Peak (100 W RMS)	200 W Peak (100 W RMS)	260 W Peak (130 W RMS)
Frequency Response	▶ 80 Hz - 20 kHz	70 Hz - 22 kHz	60 Hz - 22 kHz	60 Hz - 20 kHz	60 Hz - 20 kHz	50 Hz - 20 kHz	50 Hz - 22 kHz	50 Hz - 20 kHz
High/Low-Pass Filter	▶	100 Hz (Automatic)	80 Hz (Automatic)				80 Hz (Automatic)	80 Hz (Selectable)

Inputs

RCA	▶	✓	✓	✓	✓ Phono Switch	✓ Phono Switch	✓	✓ Dedicated Phono & Line Level
3.5mm AUX	▶	✓			✓	✓	✓	
Bluetooth	▶	✓	✓	✓	✓	✓	✓	✓
USB	▶	✓ USB-B	✓ USB-C	✓ USB-C			✓ USB-C	✓ USB-B
Optical	▶				✓ x2	✓ x2	✓	✓
HDMI ARC	▶						✓	

Outputs

Sub-Out	▶	✓	✓	✓	✓	✓	✓	✓
3.5mm Headphone Out	▶							✓
USB Charge	▶				✓	✓	✓	✓
1/4"-20 Mounting Point	▶	✓ Rear	✓ Rear & Bottom	✓ Bottom	✓ Bottom	✓ Bottom	✓ Bottom	✓ Bottom
Remote	▶			✓	✓	✓	✓	✓

	Tilted Stands 			Elevated Stands 				Rising Stands 			
	S2	S4	S6	S10	SE2	SE4	SE6	SP6HD	SP9		
Colors 		 Black  White		 Black	 Pink (SE2 Only)	 Black  White		 Black  White			
Supports Up To 											
Speaker Dampening 	Foam Padding			Optional Rubber Feet (Included)	Silicone Padding			Foam Padding			
Top Plate Dimensions 	 2.8" x 4" (7.2 cm x 10.1 cm)	 3.9" x 6.1" (9.9 cm x 15.6 cm)	 4.8" x 7.1" (12.2 cm x 18 cm)	 15.7" x 5.7" (39.9 cm x 14.5 cm)	 3.1" x 4.7" (8 x 11.9 cm)	 3.9" x 6.3" 10 x 15.9 cm	 5.3" x 7.4" 13.5 x 18.8 cm	 4.3" x 7.1" (11 x 18 cm)	 7" x 7" (17.8 x 17.8 cm)	 3.1" x 4.7" (8 x 11.9 cm)	 4.3" x 7.1" (11 x 18 cm)
Tilt Angle 		16°		12°	6°						
Height 	1.2" (3.4 cm)	2" (5.1 cm)	2.4" (6 cm)	1.7" (4.3 cm)	3.8" (9.7 cm)	5.6" (14.1 cm)	6.9" (17.5 cm)	6" (15.2 cm)	8.3" (21 cm)		
Base 		Foam Padding		Foam Padding	Silicone Padding			Foam Padding			
Attachment Screws 											
Cable Management 											
Recommended Speakers 	 ORA	 YU  ORA4	 TUK  REN	Ideal for center channel speakers and sound bars	 ORA	 YU  ORA4	 TUK  REN	 YU TUK  ORA4	 REN  ORA4	 ORA	 YU ORA4

... or similarly sized speakers

... or similarly sized speakers

Floor Stands

Fillable Floor Stands

ST28

ST34

SP26PL

SP32PL

SX22

SX26

SX30

Colors 



Black



White



Black



White



Black




White



Black



White

Height 

28"
(71.1 cm)

34"
(86.3 cm)


26"
(66 cm)

32"
(81.3 cm)


22"
(55.9 cm)

26"
(66 cm)

30"
(76.2 cm)

Supports Up To 




Speaker Dampening 

Foam Padding

Foam Padding

Optional Foam Padding (Included)

Top Plate Dimensions 



5.9" x 7.9"
(15 x 20 cm)



4.3" x 7.1"
(11 x 18 cm)

7" x 7"
(17.8 x 17.8 cm)



4.3" x 7.1"
(11 x 18 cm)

7" x 7"
(17.8 x 17.8 cm)




5.25" x 6.5"
(13.3 x 16.5 cm)



6.5" x 9.3"
(16.5 x 23.5 cm)

Speaker Attachment Point 



Base Material 

Engineered Wood

Steel

Steel

Steel

Feet 



Domed Rubber Feet



Carpet Spikes



Domed Rubber Feet



Carpet Spikes




Domed Rubber Feet




Carpet Spikes




Bespoke Isolation Feet with Hardfloor Disks

Cable Management 






Fillable 



Recommended Speakers 

 **YU4**  **YU6**  **YU REN**
TUK  **YU 4"**  **YU 5.25"**
... or similarly sized speakers

 **YU4**  **YU6**  **YU**
REN TUK
 **YU 4"**  **YU 5.25"**
... or similarly sized speakers

 **YU4**  **YU6**  **YU**
REN TUK
 **YU 4"**  **YU 5.25"**
... or similarly sized speakers

REN TUK
... and other large high-end bookshelf speakers