



**IMMERSE YOURSELF  
IN SOUND**



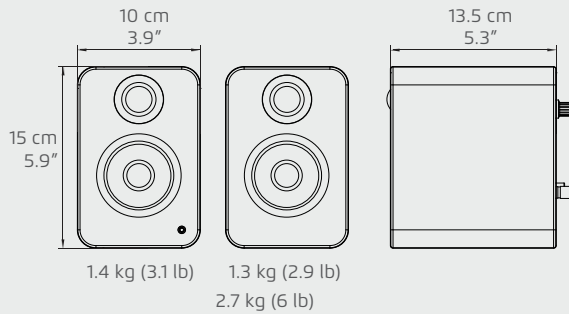
### POWERED DESKTOP SPEAKERS

**Power Output:** 100W Peak Power (50 Watts Total RMS)  
**Tweeters:** 3/4" Silk Dome  
**Woofers:** 3" Composite

**Amplifier Type:** Class D  
**Frequency Response:** 80 Hz – 20 kHz  
**Crossover System:** 2-way

**Inputs:** • 1 x 3.5 mm mini-jack AUX • 1 x Sub-Out  
**Outputs:** • 1 x USB Audio DAC

- Matte Black: YU2MB
- Matte White: YU2MW
- Walnut: YU2WALNUT



### POWERED BOOKSHELF SPEAKERS

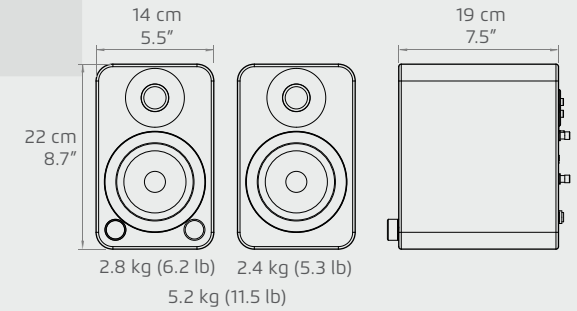
**Power Output:** 140W Peak Power (70 Watts Total RMS)  
**Tweeters:** 1" Silk Dome  
**Woofers:** 4" Kevlar®

**Amplifier Type:** Class D  
**Frequency Response:** 60 Hz – 20 kHz  
**Crossover System:** 2-way  
**Bottom Mounting Hole:** 1/4" – 20

Bluetooth Qualcomm aptX

**Inputs:** • 1 x RCA  
**Outputs:** • 1 x Sub-Out

- Black Vinyl: YU
- White Vinyl: YUW





# ORA

## REFERENCE DESKTOP SPEAKERS

- Power Output:** 100 W Peak Power (50 W Total RMS)
- Power Output (per tweeter):** 9 W RMS
- Power Output (per woofer):** 16 W RMS
- Tweeters:** 3/4" Silk Dome
- Woofers:** 3" Paper Cone with Magnetic Shielding



- Amplifier Type:** Class D Bi-Amplified
- Frequency Response:** 70 Hz – 22 kHz
- Speaker Terminals:** 4-pin Connector
- Rear Mounting Hole:** 1/4"–20

Bluetooth

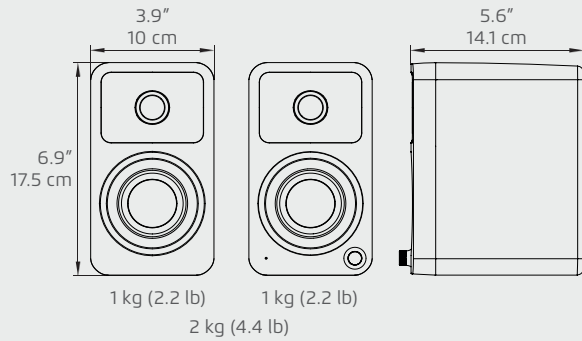
### Inputs:

- 1 x RCA
- 1 x USB-C

### Outputs:

- 1 x Sub-Out with Automatic High/Low Pass Filter

- Matte Black: ORAMB
- Matte White: ORAMW
- Matte Pink: ORAMP



# ORA4

## REFERENCE DESKTOP SPEAKERS

- Power Output:** 140 W Peak Power (70 W Total RMS)
- Power Output (per tweeter):** 12 W RMS
- Power Output (per woofer):** 23 W RMS
- Tweeters:** 3/4" Silk Dome
- Woofers:** 4" Aluminum Concave Cone with Magnetic Shielding



- Amplifier Type:** Class D Bi-Amplified
- Frequency Response:** 60 Hz – 22 kHz
- Speaker Terminals:** 4-pin Connector
- Rear and Bottom Mounting Hole:** 1/4"–20

Bluetooth

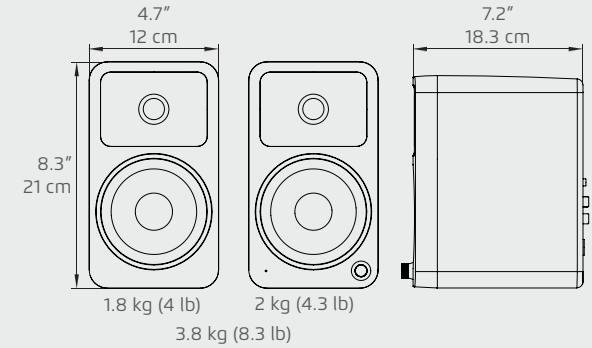
### Inputs:

- 1 x RCA
- 1 x USB-C

### Outputs:

- 1 x Sub-Out with Automatic High/Low Pass Filter

- Matte Black: ORA4MB
- Matte White: ORA4MW





kanto **YU4**

### POWERED BOOKSHELF SPEAKERS

**Power Output:** 140W Peak Power (70 Watts Total RMS)

**Tweeters:** 1" Silk Dome

**Woofers:** 4" Kevlar®

**Amplifier Type:** Class D

**Frequency Response:** 60 Hz – 20 kHz

**Crossover System:** 2-way

**Bottom Mounting Hole:** 1/4" – 20

**Bluetooth** **Qualcomm aptX**

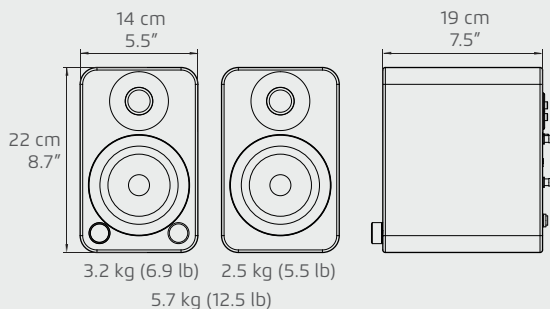
#### Inputs:

- 1 x 3.5 mm mini-jack AUX
- 1 x RCA w/ Phono Switch
- 2 x Optical (TOSLINK™)

#### Outputs:

- 1 x Sub-Out
- 1 x USB Charge 5 V 1 A

- Matte Black: YU4MB
- Matte White: YU4MW
- Walnut: YU4WALNUT



kanto **YU6**

### POWERED BOOKSHELF SPEAKERS

**Power Output:** 200W Peak Power (100 Watts Total RMS)

**Tweeters:** 1" Silk Dome

**Woofers:** 5.25" Kevlar®

**Amplifier Type:** Class D

**Frequency Response:** 50 Hz – 20 kHz

**Crossover System:** 2-way

**Bottom Mounting Hole:** 1/4" – 20

**Bluetooth** **Qualcomm aptX**

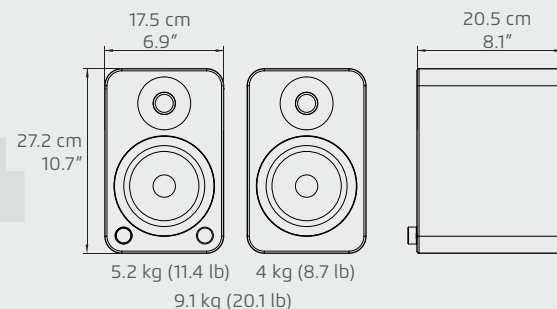
#### Inputs:

- 1 x 3.5 mm mini-jack AUX
- 1 x RCA w/ Phono Switch
- 2 x Optical (TOSLINK™)

#### Outputs:

- 1 x Sub-Out
- 1 x USB Charge 5 V 1 A

- Matte Black: YU6MB
- Matte White: YU6MW
- Walnut: YU6WALNUT





# REN

## POWERED BOOKSHELF SPEAKERS

**Power Output:** 200W Peak Power (100 Watts Total RMS)

**Tweeters:** 1" Silk Dome

**Woofers:** 5.25" Aluminum Concave Cone

**Amplifier Type:** Class D

**Frequency Response:** 50 Hz - 22 kHz

**High/Low Pass Filter:** 80 Hz (automatic)

**Bottom Mounting Hole:** 1/4"-20

**Bluetooth®**

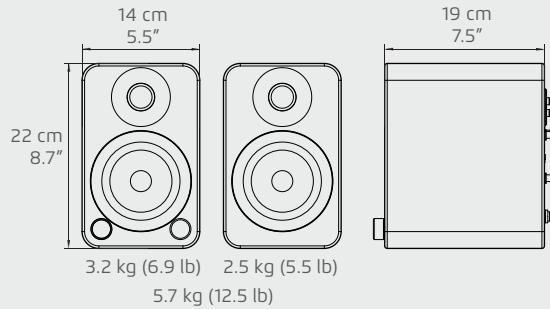
### Inputs:

- 1 x HDMI ARC with CEC
- 1 x USB-C
- 1 x Optical (TOSLINK™)
- 1 x RCA
- 1 x 3.5 mm mini-jack AUX

### Outputs:

- 1 x Sub-Out with automatic high/low pass filter
- 1 x USB charge 5 V 1 A

- Matte Black: RENMB
- Matte White: RENMW
- Matte Grey: RENMG
- Matte Orange: RENMO
- Matte Blue: RENMU



# TUK

## PREMIUM POWERED SPEAKERS

**Power Output:** 260W Peak Power (130 Watts Total RMS)

**Tweeters:** 28 x 35 mm Air Motion Transformer (AMT)

**Woofers:** 5.25" Aluminum Concave Cone

**Amplifier Type:** Class D

**Frequency Response:** 50 Hz - 20 kHz

**High/Low Pass Filter:** 80 Hz (selectable)

**Bottom Mounting Hole:** 1/4"-20

**Bluetooth®** **Qualcomm aptX™ HD**

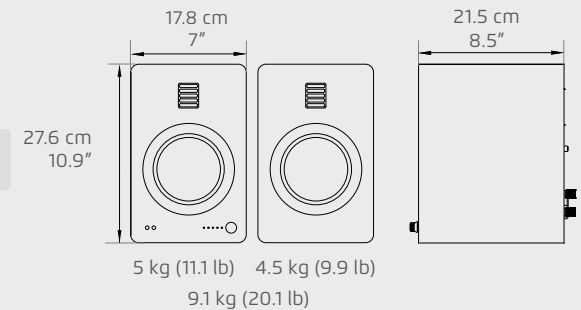
### Inputs:

- 1 x USB-B
- 1 x Optical (TOSLINK™)
- 1 x RCA
- 1 x RCA with Dedicated Phono Pre-amp

### Outputs:

- 1 x Sub-Out with selectable high/low pass filter
- 1 x USB Charge 5 V 2 A
- 1 x 3.5 mm Headphone Out

- Matte Black: TUKMB
- Matte White: TUKMW





kanto  
**YU 4"**  
PASSIVE

**PASSIVE BOOKSHELF SPEAKERS**

**Power Handling:** 70W/speaker

**Tweeters:** 1" Silk Dome

**Woofers:** 4" Kevlar®

**Impedance:** 4 Ohms

**Sensitivity:** 86 dB (2.83 V/1m)

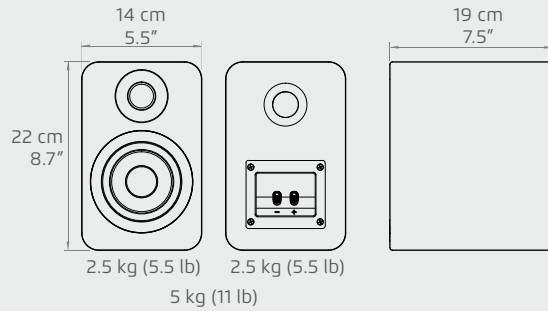
**Frequency Response:** 60 Hz – 20 kHz

**Speaker Terminals:** Knurled Speaker Binding Post

**Bottom Mounting Hole:** 1/4" – 20



- Vinyl Black: YUP4
- Vinyl White: YUP4W



kanto  
**YU 5.25"**  
PASSIVE

**PASSIVE BOOKSHELF SPEAKERS**

**Power Handling:** 100W/speaker

**Tweeters:** 1" Silk Dome

**Woofers:** 5.25" Kevlar®

**Impedance:** 6 Ohms

**Sensitivity:** 89 dB (2.83 V/1m)

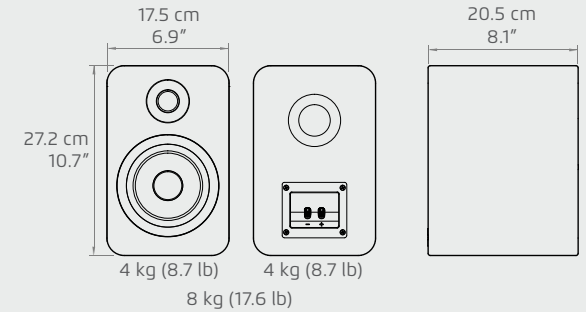
**Frequency Response:** 50 Hz - 20 kHz

**Speaker Terminals:** Knurled Speaker Binding Post

**Bottom Mounting Hole:** 1/4" – 20



- Vinyl Black: YUP6
- Vinyl White: YUP6W





### POWERED SUBWOOFER

**Power Output:** 300W Peak Power (150 Watts Total RMS)

**Driver:** 8" Paper Cone

**Amplifier Type:** Class D

**Features:**

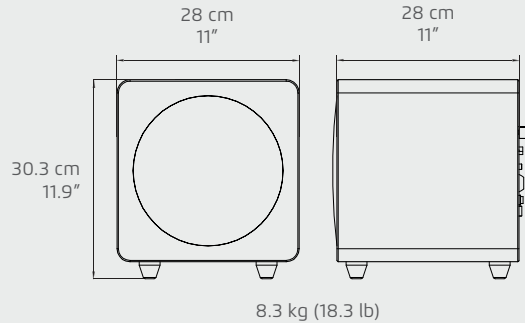
- Phase Control Switch
- Adjustable Low Pass Filter
- Switchable Auto-Standby Mode

**Inputs:**

- 1 x RCA L/R Line Level Input



- Vinyl Black: SUB8VMB
- Vinyl White: SUB8VMW



### SP6HD



### DESKTOP SPEAKER STANDS

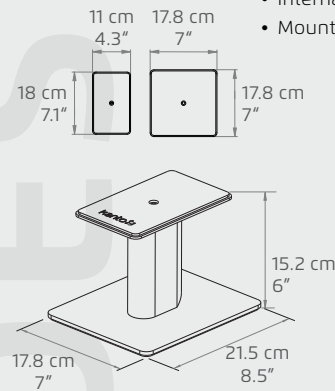
**Height:** 6"

4" and 7" top plates sizes

**Material:** Steel with closed cell foam padding

**Features:**

- Rotating top plates
- Internal cable management
- Mounting holes with 1/4"-20 screws



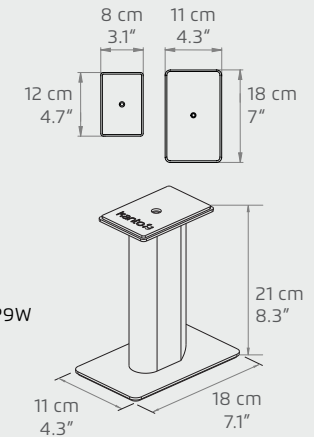
### SP9



### DESKTOP SPEAKER STANDS

**Height:** 8.3"

3" and 4" top plate sizes



- Black: SP6HD & SP9
- White: SP6HDW & SP9W



SP6HD

S2



S4



S6



**DESKTOP SPEAKER STANDS**

Ideal for ORA, YU2 and similar speakers up to 6 lb (2.7 kg)

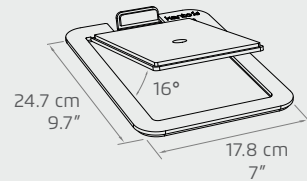
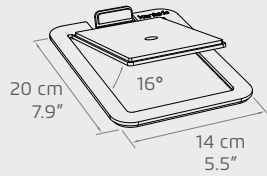
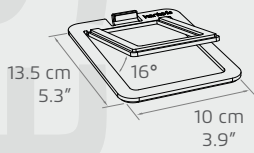
Ideal for ORA4, YU4, YU, YU Passive 4" and similar speakers up to 8 lb (3.6 kg)

Ideal for TUK, REN, YU6, YU Passive 5.25" and similar speakers up to 20 lb (9 kg)

**Tilt:** 16°

**Material:** Steel with closed cell foam padding

**Features:** S4 & S6 have mounting holes with ¼"-20 screws



- Black: S2, S4 & S6
- White: S2W, S4W & S6W

SE2



SE4



SE6



**ELEVATED DESKTOP SPEAKER STANDS**

Ideal for ORA, YU2 and similar speakers up to 7.1 lb (3.2 kg)

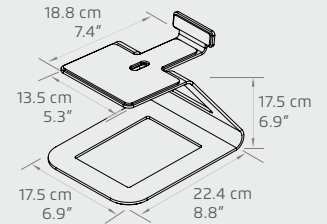
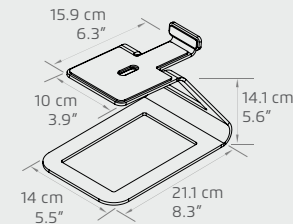
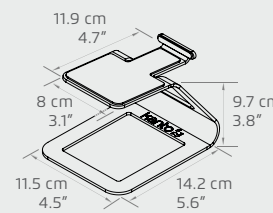
Ideal for ORA4, YU4, YU, YU Passive 4" and similar speakers up to 9 lb (4.1 kg)

Ideal for TUK, REN, YU6, YU Passive 5.25" and similar speakers up to 22 lb (10 kg)

**Tilt:** 6°

**Material:** Steel with silicone pads

**Features:** S4 & S6 have mounting holes with ¼"-20 screws



- Black: SE2, SE4 & SE6
- White: SE2W, SE4W & SE6W
- Pink: SE2P

S4W



SE2





S10



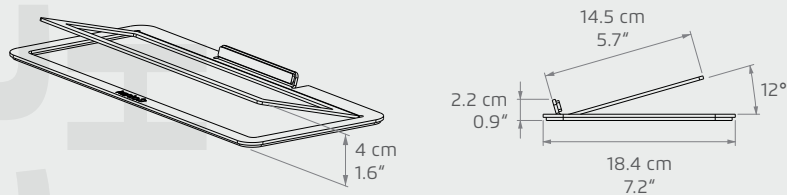
**SOUND BAR STAND**

Ideal for compact center channel speakers or high-end soundbars up to 19 lbs (8.6 kg)

**Tilt:** 12°

**Material:** Solid steel with painted finish

**Features:** Foam padding helps to reduce resonance



● Black: S10

ST28



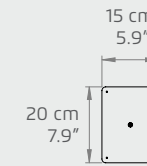
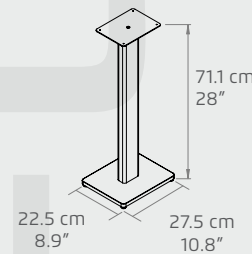
**FLOOR SPEAKER STANDS**

**Height:** 28"

**Material:** Steel column with MDF base

**Features:**

- Internal cable management
- Interchangeable spiked and dome feet
- Top plate with 4 holes for direct mounting



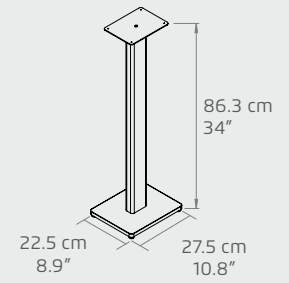
● Black: ST28 & ST34  
○ White: ST28W & ST34W

ST34



**FLOOR SPEAKER STANDS**

**Height:** 34"



## SP26PL



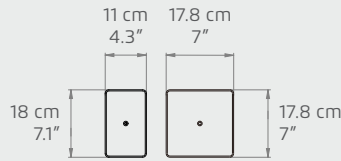
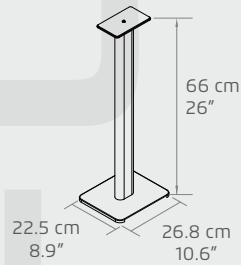
### FLOOR SPEAKER STANDS

Height: 26"

**Material:** Steel with closed cell foam padding

**Features:**

- Top plates rotate 30° left or right
- Interchangeable top plates
- Internal cable management
- Interchangeable spiked and dome feet
- Mounting holes with 1/4"-20 screws



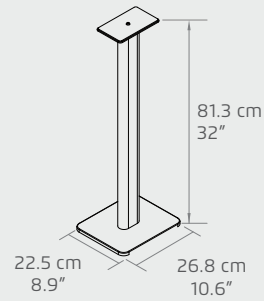
- Black: SP26PL & SP32PL
- White: SP26PLW & SP32PLW

## SP32PL



### FLOOR SPEAKER STANDS

Height: 32"



## SX22



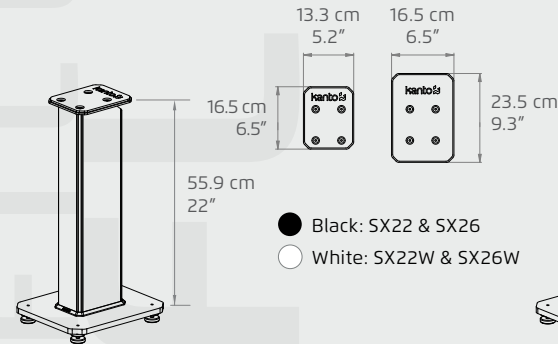
### FILLABLE FLOOR SPEAKER STANDS

Height: 22"

**Material:** Steel with closed cell foam padding on top plates

**Features:**

- Separate filling & cable management channels
- Interchangeable top plates
- Adjustable spiked feet with removeable silicone pads



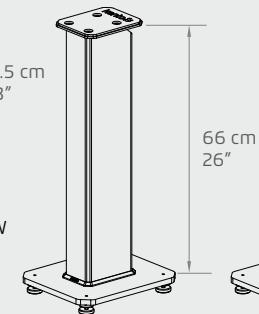
- Black: SX22 & SX26
- White: SX22W & SX26W

## SX26



### FILLABLE FLOOR SPEAKER STANDS

Height: 26"

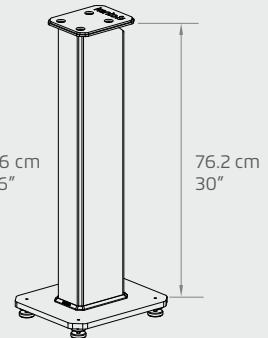


## SX30



### FILLABLE FLOOR SPEAKER STANDS

Height: 30"






H2



H3



H1



HH

H1



HEADPHONE STAND

Supports: 6.6 lb (3kg)

H2



HEADPHONE STAND

Supports: 22 lb (10kg)


H3



HEADPHONE STAND

Supports: 22 lb (10kg)

HH



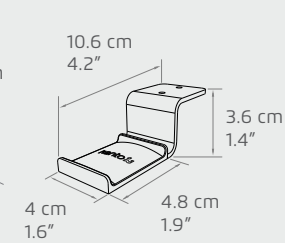
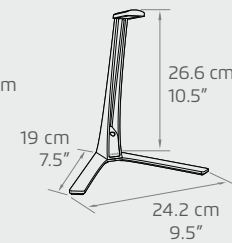
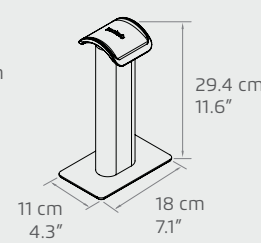
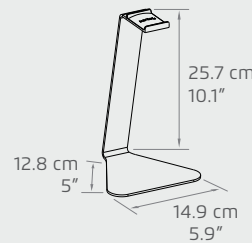
HEADPHONE HOOK

Supports: 2 lb (0.9kg)

**Material:** Steel with curved silicone padding

**Features:** Compatible with most headphones

HH can be attached with 3M adhesive or 2 screws



- Black: H1
- White: H1W
- Silver: H1S

- Black: H2

- Black: H3

- Black: HH
- White: HHW



Tweeter	▶ 3/4" Silk Dome Tweeter	▶ 3/4" Silk Dome Tweeter	▶ 3/4" Silk Dome Tweeter	▶ 1" Silk Dome	▶ 1" Silk Dome	▶ 1" Silk Dome	▶ 1" Silk Dome	▶ 28 mm x 35 mm Air Motion Transformer (AMT)
Woofers	▶ 3" Composite	▶ 3" Paper Cone (Magnetically Shielded)	▶ 4" Aluminum Concave Cone (Magnetically Shielded)	▶ 4" Kevlar®	▶ 4" Kevlar®	▶ 5.25" Kevlar®	▶ 5.25" Aluminum Concave Cone	▶ 5.25" Aluminum Concave Cone
Amplifier Type	▶ Class D	▶ Class D Bi-Amplified	▶ Class D Bi-Amplified	▶ Class D	▶ Class D	▶ Class D	▶ Class D	▶ Class D
Power Output	▶ 100 W Peak (50 W RMS)	▶ 100 W Peak (50 W RMS) 9 W RMS per Tweeter 16 W RMS per Woofer	▶ 140 W Peak (70 W RMS) 12 W RMS per Tweeter 23 W RMS per Woofer	▶ 140 W Peak (70 W RMS)	▶ 140 W Peak (70 W RMS)	▶ 200 W Peak (100 W RMS)	▶ 200 W Peak (100 W RMS)	▶ 260 W Peak (130 W RMS)
Frequency Response	▶ 80 Hz - 20 kHz	▶ 70 Hz - 22 kHz	▶ 60 Hz - 22 kHz	▶ 60 Hz - 20 kHz	▶ 60 Hz - 20 kHz	▶ 50 Hz - 20 kHz	▶ 50 Hz - 22 kHz	▶ 50 Hz - 20 kHz
High/Low-Pass Filter	▶	▶ 100 Hz (Automatic)	▶ 80 Hz (Automatic)	▶	▶	▶	▶ 80 Hz (Automatic)	▶ 80 Hz (Selectable)

## Inputs






























































RCA	▶	▶	▶	▶	▶ Phono Switch	▶ Phono Switch	▶	▶ Dedicated Phono & Line Level
3.5mm AUX	▶	▶	▶	▶	▶	▶	▶	▶
Bluetooth	▶	▶	▶	▶	▶	▶	▶	▶
USB	▶ USB-B	▶ USB-C	▶ USB-C	▶	▶	▶	▶ USB-C	▶ USB-B
Optical	▶	▶	▶	▶ x2	▶ x2	▶	▶	▶
HDMI ARC	▶	▶	▶	▶	▶	▶	▶	▶

## Outputs

Sub-Out	▶	▶	▶	▶	▶	▶	▶	▶
3.5mm Headphone Out	▶	▶	▶	▶	▶	▶	▶	▶
USB Charge	▶	▶	▶	▶	▶	▶	▶	▶
1/4"-20 Mounting Point	▶	▶ Rear	▶ Rear & Bottom	▶ Bottom	▶ Bottom	▶ Bottom	▶ Bottom	▶ Bottom
Remote	▶	▶	▶	▶	▶	▶	▶	▶

# Desktop Stands



































	Tilted Stands 			Elevated Stands 				Rising Stands 			
	S2	S4	S6	S10	SE2	SE4	SE6	SP6HD	SP9		
Colors 		 Black  White		 Black	 Pink (SE2 Only)	 Black  White		 Black  White			
Supports Up To 											
Speaker Dampening 	Foam Padding			Optional Rubber Feet (Included)	Silicone Padding			Foam Padding			
Top Plate Dimensions 	 2.8" x 4" (7.2 cm x 10.1 cm)	 3.9" x 6.1" (9.9 cm x 15.6 cm)	 4.8" x 7.1" (12.2 cm x 18 cm)	 15.7" x 5.7" (39.9 cm x 14.5 cm)	 3.1" x 4.7" (8 x 11.9 cm)	 3.9" x 6.3" 10 x 15.9 cm	 5.3" x 7.4" 13.5 x 18.8 cm	 4.3" x 7.1" (11 x 18 cm)	 7" x 7" (17.8 x 17.8 cm)	 3.1" x 4.7" (8 x 11.9 cm)	 4.3" x 7.1" (11 x 18 cm)
Tilt Angle 		16°		12°		6°					
Height 	1.2" (3.4 cm)	2" (5.1 cm)	2.4" (6 cm)	1.7" (4.3 cm)	3.8" (9.7 cm)	5.6" (14.1 cm)	6.9" (17.5 cm)	6" (15.2 cm)	8.3" (21 cm)		
Base 		Foam Padding		Foam Padding		Silicone Padding		Foam Padding			
Attachment Screws 											
Cable Management 											
Recommended Speakers 	 <b>ORA</b>	 <b>YU</b>  <b>ORA4</b>	 <b>TUK</b>  <b>YU 5.25"</b>	Ideal for center channel speakers and sound bars	 <b>ORA</b>	 <b>YU</b>  <b>ORA4</b>	 <b>TUK</b>  <b>YU 5.25"</b>	 <b>YU</b>  <b>YU 5.25"</b>	 <b>REN</b>  <b>ORA4</b>	 <b>ORA</b>	 <b>YU</b> <b>ORA4</b>

... or similiary sized speakers

... or similiary sized speakers

# Floor Stands



	Floor Stands 				Fillable Floor Stands 		
	ST28	ST34	SP26PL	SP32PL	SX22	SX26	SX30
Colors	 Black	 White	 Black  White	 Black  White		 Black  White	
Height	28" (71.1 cm)	34" (86.3 cm)	26" (66 cm)	32" (81.3 cm)	22" (55.9 cm)	26" (66 cm)	30" (76.2 cm)
Supports Up To							
Speaker Dampening			Foam Padding	Foam Padding	Optional Foam Padding (Included)		
Top Plate Dimensions	 5.9" x 7.9" (15 x 20 cm)		 4.3" x 7.1" (11 x 18 cm)    7" x 7" (17.8 x 17.8 cm)	 4.3" x 7.1" (11 x 18 cm)    7" x 7" (17.8 x 17.8 cm)	 5.25" x 6.5" (13.3 x 16.5 cm)    6.5" x 9.3" (16.5 x 23.5 cm)		
Speaker Attachment Point							
Base Material	Engineered Wood		Steel	Steel	Steel		
Feet	 Domed Rubber Feet    Carpet Spikes		 Domed Rubber Feet    Carpet Spikes	 Domed Rubber Feet    Carpet Spikes	 Bespoke Isolation Feet with Hardfloor Disks		
Cable Management							
Fillable							
Recommended Speakers	 <b>YU4</b> <b>YU6</b> <b>YU</b> <b>REN</b> <b>TUK</b> <b>YU 4"</b> <b>YU 5.25"</b> <small>PASSIVE</small> <small>PASSIVE</small> ... or similarly sized speakers		 <b>YU4</b> <b>YU6</b> <b>YU</b> <b>REN</b> <b>TUK</b> <b>YU 4"</b> <b>YU 5.25"</b> <small>PASSIVE</small> <small>PASSIVE</small> ... or similarly sized speakers		 <b>REN</b> <b>TUK</b> ... and other large high-end bookshelf speakers		



## CONTACT

Call us

1-888-848-2643

Email Us

[sales@kantoliving.com](mailto:sales@kantoliving.com)

[kantoaudio.com](http://kantoaudio.com)

## SIGN UP FOR OUR MAIL LIST



kanto 